




Term 2: Using Korean traditional stitching method Satteugi to make two types of Thimbles and Scissors Case. Also you will be learning how to use whipstitching method to create Rainbow Table Wrapping Cloth

Every Thursday, 10:30am-1:30pm
10 May – 31 May(4 weeks)

- Techniques: Whipstitch, Satteugi, Herrigbone stitch, Ginkumsoo,
- Specific skills: Bajupji
- Fabrics: Saeng-go-sa, Myeng-ju

<p>Rainbow Table Wrap Jogakbo</p>	<p>Rainbow shaped jogakbo. Its characteristics is stitching from the center to outwards. Corresponding to rainbow, we use colourful fabrics to create this jogakbo and hence, it is called Rainbow Table Wrap Jogakbo</p>	
<p>Scissors case and Thimble</p>	<p>After connecting silk pieces, bajupji is used to harden the pieces and helps prevent being affected by temperature and humidity. The same method can be used to make bobin, glasses case or pencil case</p>	
<p>Gyoung-sang-do Thimble</p>	<p>This is a wisely designed thimble from Gyoung-sang-do region in Korea. To create this thimble, Ginkumsoo is used to harden the finger end to prevent needle injuries</p>	

- **Satteugi:** Satteugi is used as decoration in the edges, or to join two edges together. Here, the stitches are placed diagonally in a set order going back and forth from right to left. The result should resemble hair braids. Satteugi is most often used on thimbles, scissors cases and small items' edges. Coloured threads can further be used for decoration and durability.