




# Term1: Making double layered Jogakbo using whipstitch

Every Thursday, 10:30am-1:30pm

8 Mar – 29 Mar(4 weeks)

- Techniques: Whip stitch, blind hem stitch, running stitch
- Specific skills: ribbon, bat knot, diagonal stitching
- Fabrics: Korea Summer Silk (Sa-silk), Korea Silk Organza (Nobang)

<p><b>Jogak Runner</b></p>	<p>Patch work the silk pieces and use silk as a frame surrounding the Jogak Runner. This can be modified into 5pieces or 100pieces Jogakbo. You will be learning how to connect the frame using whip stitch and triple saddle stitching techniques</p>	
<p><b>Diagonal Jogakbo</b> (Triangle Jogakbo)</p>	<p>Jogakbo is made using diagonal stitching method. It is most often used when making contemporary goods e.g. cushion or pillow etc.</p>	
<p><b>Wedding Jogakbo</b></p>	<p>Made by using harmony of both straight and diagonal stitching. May be hung through the sunlight, framed or it can also be used as a pouch. In this Jogakbo, Korean traditional strap is also made to use to tie the Jogakbo together</p>	

- **Whip stitch** (Gamchimjil) : Whip stitch is a method used to either attach pieces of cloth to one another or to sew the hem sturdily. It is done by first facing each other's wrong side, then placing each individual stitch from the front side to reveal diagonal stitches. When stitches are done, whipstitches will look a lot like embroideries.
- **Triple Topstitch** : Triple Topstitch uses the method of Back-stitch or Running-stitch. Triple Topstitching technique is used to stitch variety of coloured threads and fabrics to use as decoration in Bojagi or any craft items. Triple Topstitches aid in making the art pieces sturdy.